



Permanent Supportive Housing

Amanda Rosado, Technical Advisor
Florida Housing Coalition



WE'RE PROUD TO OFFER PROFESSIONAL
CONSULTING SERVICES

In the areas of affordable housing, fair housing, ending homelessness, & related issues

The Florida Housing Coalition, Inc. is a nonprofit statewide organization whose mission is to bring together housing advocates and resources so that all Floridians have a quality affordable home and suitable living environment.

COMPONENTS OF AN EFFECTIVE
HOUSING CRISIS
Response System



Outreach &
Coordinated
Entry



Prevention
& Diversion



EFFECTIVELY
ENDING
Homelessness



Permanent
Supportive
Housing



Emergency
Shelter



Rapid
ReHousing

What is PSH?

Permanent Supportive Housing



- **Permanent:** Tenants may reside in their home as long as they are abiding by their tenancy responsibilities.
- **Supportive:** Tenants have access to the supportive services they need and want
- **Housing:** Housing is decent, safe, and affordable. Integrated into the community.

Funding: Tenant Housing Assistance

HUD CoC PSH leasing, rent assistance, or operating costs

HUD Vouchers from Public Housing Authority

HUD HOME Tenant Based Rental Assistance, HOPWA, etc.

Philanthropy

Local sources vary widely

Funding: Tenant Support Services

HUD CoC PSH or
operating costs

Medicaid; Community
Partners

Philanthropy;

Local sources vary widely
– usually a combination

Separate Property Management and Services

Property Management

- tenant application and eligibility determination
- rent collection
- maintenance and repairs
- legal issues surrounding non-payment of rent
- compliance
- accounting

Services

- case management and service planning
- assistance with independent living skills
- creating a plan for meaningful daily activities
- accessing physical and behavioral health care
- help applying for mainstream benefits

PSH Case Management Models

Critical Time Intervention	Usually used post-institutionalization or when intensive services are needed. Intensive services in the beginning; decreased as client becomes stable. Time limited (9 months).
Assertive Community Treatment	Reserved for people with the most serious mental illness; 24 hour coverage; provider of all services; most intense community CM available; can be used in PSH
Intensive Case Management	Usually associated with PSH or in the mental health system; intensive case management provides a high level of case management as long as is needed; coordinates all services for clients

Principle 1: Access to Housing



- There are no “housing readiness” conditions
 - Income, employability, sobriety, medication compliance
- Full rights of tenancy
- Offered choice in housing
 - PBRA V. TBRA

Principle 2: Consumer Choice



- Choice in support services offered
- Goals are developed collaboratively
- Person has control over their own life and choices
- Voluntary services

Principle 3: Recovery Orientation





- Encourages recovery – no matter what that looks like
- Respects client values
- Utilizes a harm reduction approach

RECOVERY

Expectations

Reality



Harm Reduction



- Does not minimize or ignore the real and tragic harm and danger associated with behavioral health disorders.
- Reality is: Drug use and untreated mental health disorders are part of our world and the lives of those with whom we work.
- Works to minimize the harmful effects rather than ignore, condemn, or demand treatment or sobriety/treatment at all times.
- Affirms consumers themselves as the primary agents of reducing the harms related to behavior.

[Harm Reduction Coalition](#)

Principle 4: Individualized Supports



- Tailored services to client needs
- Throw out a one size fits all approach
- Ex: Number of home visits varies
- Services are focused on housing stability

Principle 5: Community Integration



- Olmstead Act
- Access to transportation, shopping, employment, services
- Scattered-Site
- Interdependence




Hey - Don't knock it till you've tried
it!



your  cards
someecards.com

USC Supportive Housing Services
Columbia, SC

Cumulative Totals 7/01/2008 – Present	
Clients housed in a Housing First unit	107
Average length of stay (discharged clients only)	631.20 = 21.04 months
Discharge Placements	
Of the 107 cumulative placements, number of clients who were:	
Moved to other permanent housing	40
Moved to transitional housing	4
Deceased in housing	5
Returned to homelessness	12
Incarcerated for more than 30 days	2
Discharge status unknown	1



Permanent Supportive Housing Guidebook
www.flhousing.org

THANK
YOU!